

TECHNOLOGY THAT INCREASES PRODUCTIVITY

DITCHER HEAVY DUTY



SOLIDWORKS

CZB SERIES

YOUR STRONGEST ALLY






BISON

DITCHER HEAVY DUTY

CZB SERIES



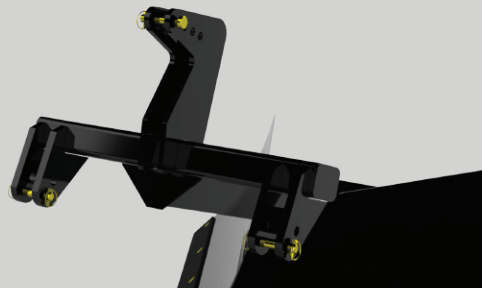
Main frame made of structural steel that offers great resistance to torsion.



Tip and knives made of high wear resistance steel.



SPECIFICATIONS		CZB-200
Hitch		Integral cat. II
Tip and edge		Interchangeable
Width of cut	in	7' 2"
Approx. Weight	lbs	772
Required power	hp	120
Depth	in	17-28



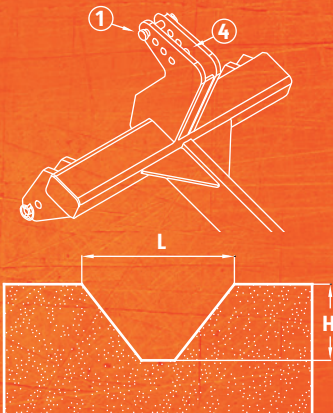
Hitch with height adjustment for working depth and operating settings.

SOIL CONDITION	POSITION OF LOWER HITCH ARMS	THIRD POINT POSITION	L (IN)	H (IN)
DRY	Horizontal, average depth of the hydraulic system. Hydraulic system maximum depth.	1	60	17
		1	83	22
	Horizontal, average depth of the hydraulic system. Hydraulic system maximum depth.	4	55	18
		4	68	26
WET	Horizontal, average depth of the hydraulic system. Hydraulic system maximum depth.	1	60	17
		1	85	25
	Horizontal, average depth of the hydraulic system. Hydraulic system maximum depth.	4	55	19
		4	70	28

* Tecnomec Agrícola, S.A. de C.V. reserves the right to make any changes deemed necessary to the specifications without prior notice.

* Some pictures may include options that are not a part of the standard equipment.

Contact your BISON dealer for more info and other available options.



www.bison.com.mx



Carretera a Paso Blanco Km. 2 No. 400 / Col. Vista Hermosa C.P. 20905
Jesús María, Aguascalientes, México
Tel. (449) 92-BISON / Fax. (449) 922 4767